









## A legacy of integrity.

For three generations, the Crane family has been in the business of making quality siding products. The Crane heritage is grounded in the American tradition of hard work, pleasure in craftsmanship, and satisfaction in a job well done. Today, Crane is a category leader in innovation and is committed to sustainability, resulting in beautiful, durable products you can depend on and be proud of.

### American Dream™ Edge Performance Features

	True-grain wood finish features the authentic, soft texture of real wood
	No Painting. No Scraping. True Maintenance Freedom!
	Thicker designed WindBracer® nailing hem provides 135 mph windload performance
	SlipStop® Lock system is engineered for great-looking installation every time
	1/2" profile edge enhances the beauty and rigidity of each panel
	.040" nominal thickness
	Available in 14 colors
	Lifetime Limited Warranty



## American Dream™ Edge

The natural look that lasts.



For more design inspiration, visit  
[www.ExteriorPortfolio.com](http://www.ExteriorPortfolio.com)



**Crane**  
Building Products®



## American Dream™ Edge

Exterior Portfolio® by Crane

1441 Universal Road

PO Box 1058

Columbus, OH 43216

800.366.8472

© 2010 Exterior Portfolio® by Crane.

**exterior**  
**PORTFOLIO**


by CRANE

**Think outside.**



**exterior**  
**PORTFOLIO**

by CRANE



True-grain wood finish gives your home a beautiful, authentic, soft wood texture.


## Elevate your exterior.

Give your home an appealing appearance that's sure to endure with **American Dream™ Edge**. With its exclusive WindBracer® wind-lock technology and durable profiles, American Dream Edge ensures that your home will maintain its beautiful, authentic, soft wood texture and finish. Exterior Portfolio has significantly enhanced American Dream Edge to make it the best value on the market. Available in Double 4", Double 4" Dutchlap, and Double 5" Dutchlap, there's an alluring American Dream Edge style to give your home the exact look you want.



Exterior Portfolio® by Crane is more than beautiful, long lasting exterior products for your home. We believe in a sustainable future for everyone. For you, this means a home made from environmentally preferred materials. For us, it means cladding products offering benefits such as durability and low maintenance. All of our products provide a long service life that requires no harmful finishes. Because our commitment to the environment stretches from our home to yours, we engineer sustainable benefits into our product development process through innovations such as our **SmartTRACK™** moisture management system and our energy-saving, **SOLID CORE™** insulation. To learn more, please visit [www.exteriorportfolio.com](http://www.exteriorportfolio.com).

### Window & Door Trim



5" and 3.5" Window Lineal



Window Crown Molding



Windowsill Lineal

Window Crown Molding and Windowsill Lineal are only available in Aspen White.

### Corners

For a decorative 3-piece corner system, combine the corner connector with any of the window styles.



3-Piece Corner System



5.5" Corner Post

### Decorative Trim



Finish Board



Crown Molding

## Accents that amplify.

**Architectural Essentials™** are the decorative window and corner systems, trim boards, crown moldings and other details that pull your entire exterior together. Made to match the aesthetics, quality and efficiency of Exterior Portfolio® by Crane, its attractive, soft-brushed finish looks like real painted wood trim. Architectural Essentials cover every area of your home, providing the perfect final touch. Most Architectural Essentials Accessories are available in the same gorgeous color options as American Dream™ Edge. All are engineered to fit smoothly with any American Dream Edge design style you choose.



Harbor Blue



Aspen White



Wheat



Mocha



Driftwood



Pearl



Country Beige



Rye



Greystone



Bone



Saddle



Clay



Ivory



Cypress



American Dream™ Edge is available in all 14 colors listed above. Architectural Essentials™ Accessories are available in up to 17 colors depending on the product line.